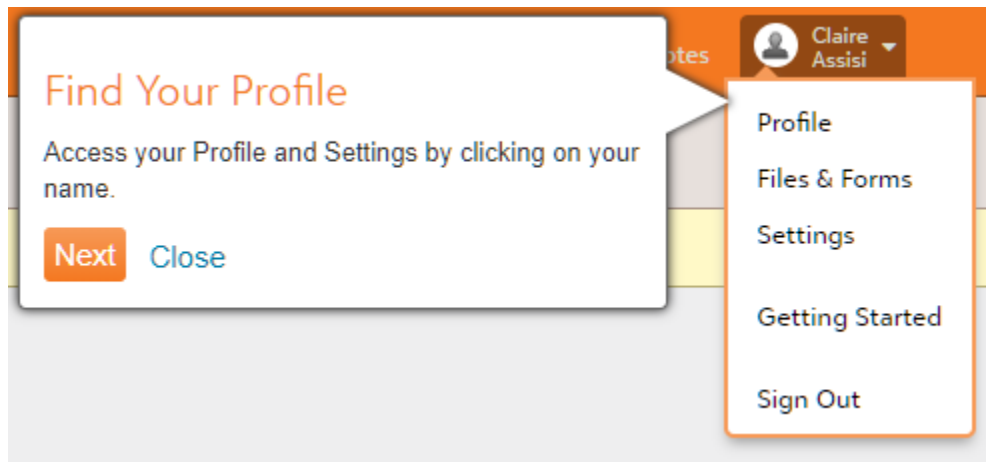
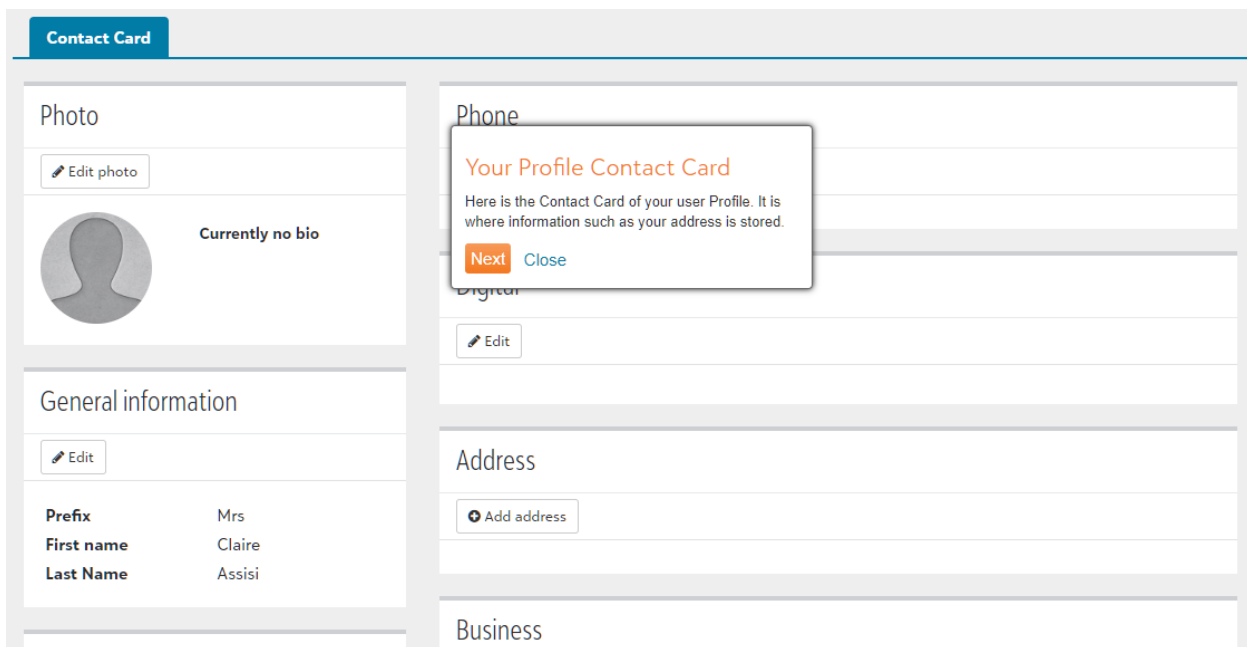


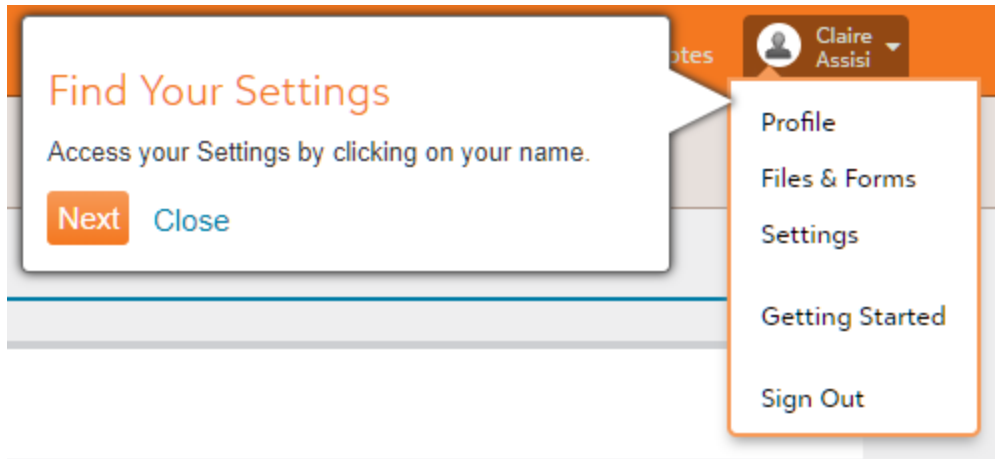
Fundamentals of MyPad – Parent View



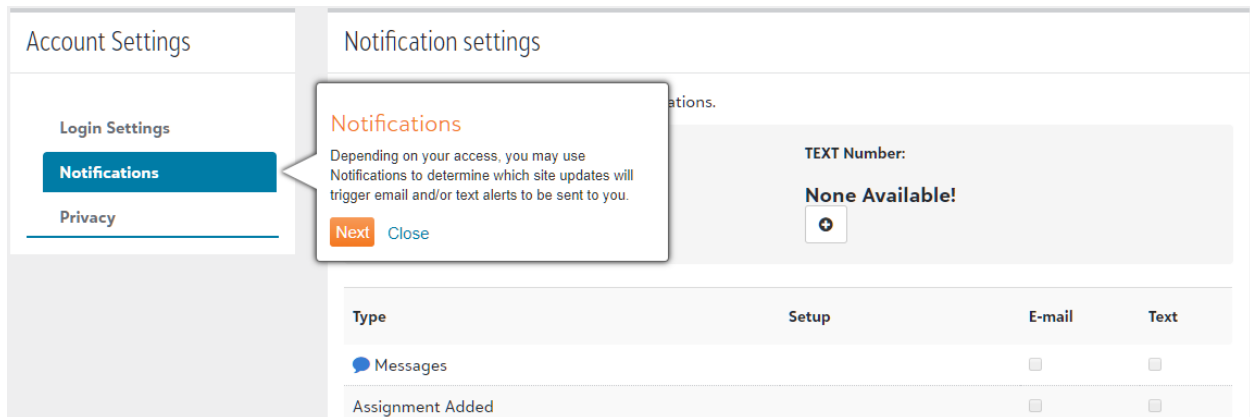
Clicking on Your name in the upper right hand corner gives you a variety of options. Selecting Profile will take you to your Contact Card, where you can check the accuracy of your information.



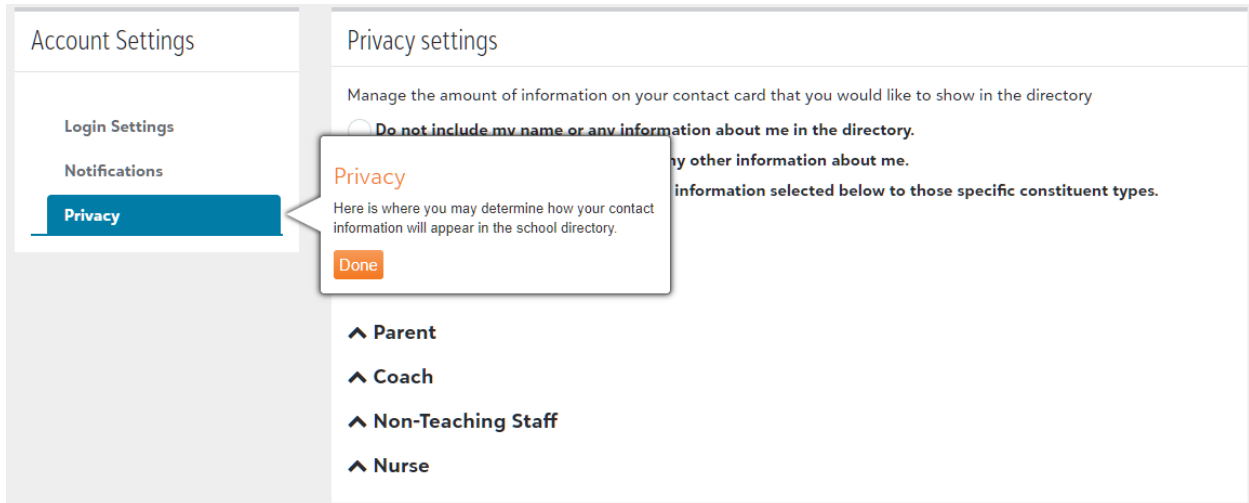
If you find an error or need any of the information changed, please contact mypadhelp@paduafranciscan.net.



Under Settings, you have the ability to setup Notifications, and to modify your Privacy Settings.



In the Notification Section, you may select email and/or add text notifications to your mobile phone for your child's assignments, and class announcements. Athletic notifications are currently not in use but may be utilized in the future.



Under Privacy Settings, you may opt out of the Parent Directory, Have only your name showing, or determine what specific information you want available to each group in MyPad.

Manage the amount of information on your contact card that you would like to show in the directory

- Do not include my name or any information about me in the directory.
- Include my name but do not include any other information about me.
- Include my name and only the specific information selected below to those specific constituent types.

^ Student

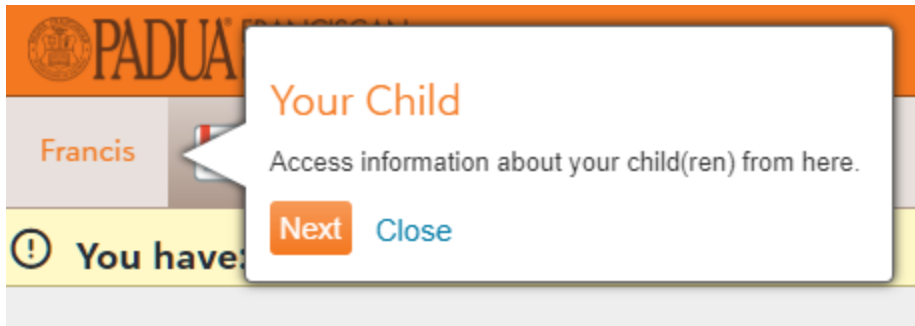
^ Teacher

∨ Parent

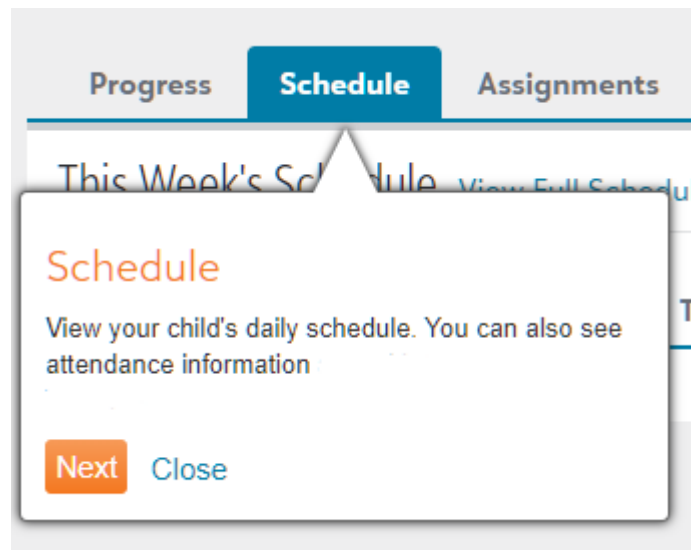
General Information

<input checked="" type="checkbox"/> Nickname	
<input checked="" type="checkbox"/> Prefix	Mrs
<input checked="" type="checkbox"/> Suffix	
<input type="checkbox"/> Middle Name	
<input type="checkbox"/> Maiden Name	
<input checked="" type="checkbox"/> E-mail	
<input type="checkbox"/> Date of Birth	1/1/0001
<input checked="" type="checkbox"/> Gender	

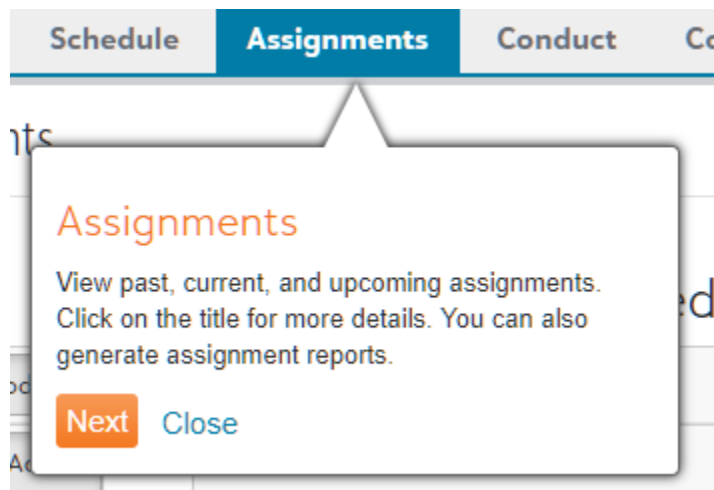
As little or as much as you like, you have total control over your public information.



On the top left-hand of the MyPad screen, you will see your child or children listed.



Here you can view your child's Progress at a glance, or see their daily/weekly schedules. In some cases schedules may not be viewable until the classes become active.



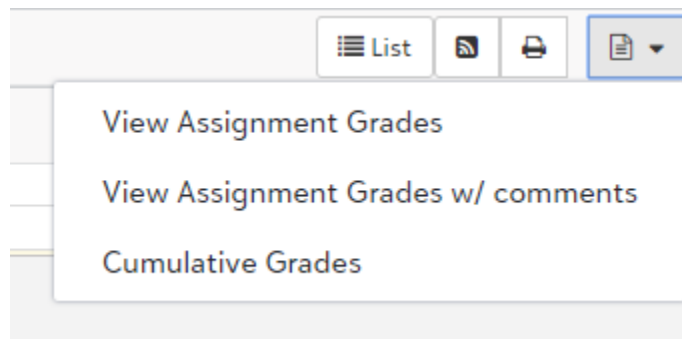
Your child's Assignments can be viewed on the Assignments tab.

Assignments

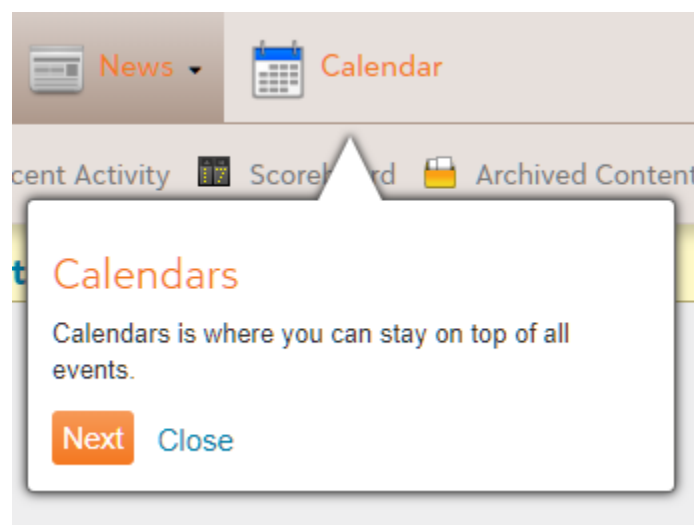
Thursday, August 02, 2018

Navigation: < > Today Day Week Month Range					Grid	Print	Export
Assigned Active Due							
Class	Type	Details	Assign	Due			
Medical Terminology - 1	Quiz	Exercise 8-The Respiratory System Assessment	6/14/2018	8/8/2018			
Medical Terminology - 1	Quiz	Exercise 9-The Blood System Assessment	6/14/2018	8/8/2018			
Medical Terminology - 1	Quiz	Exercise 10: The Endocrine System Assessment	6/29/2018	8/8/2018			
Medical Terminology - 1	Test	Test 4* Assessment	8/1/2018	8/13/2018			

The Assignment view can be sorted and filtered in a number of way. The view can be changed from List to grid, and printed.



The Document icon in the upper right hand of the Assignments view allows you to generate reports that can be downloaded or exported to a PDF file or spreadsheet.



Calendars can give you a view of school events, your student's assignments, and other school related activities in one area.

The screenshot displays a school calendar interface. On the left, there is a sidebar titled "My View" with a "Restore" and "Save" button. Below this are sections for "My Calendars" (with a "Group Events" filter), "Francis's Calendars" (with "Show All" and "Hide All" buttons), "Assignments" (with a dropdown menu), and "Schedule" (with "Class Events" and "Group Events" filters). At the bottom of the sidebar is "School Calendars".

The main calendar area shows a weekly view with columns for "Sun" and "Mon". The dates 29, 30, 5, 6, 12, and 13 are visible. The calendar contains several blue bars representing assignments: "Exercise 8-The Respiratory System (Francis)", "Exercise 9-The Blood System (Francis)", "Test 3 (Francis)", "Exercise 10: The Endocrine System (Francis)", "Test 1 (Francis)", "Exercise 8-The Respiratory System (Francis)", "Exercise 9-The Blood System (Francis)", "Exercise 10: The Endocrine System (Francis)", "Test 4* (Francis)", and "Test 4* (Francis)".

On the right side of the calendar, there are several event blocks with times and titles:

- 9:00a Golf: Boys Varsity Tournament vs Bru...
- 11:30a Golf: Boys JV Tournament vs Amhers
- 6:00p Parents Club Meeting
- 10:00a Peer Ministry
- 2:00p MB Summer Rehearsal
- 4:00p Golf: Girls Varsity Game vs Nordonia
- 5:00p MB Team Dinner
- 5:45p MB Pictures

You can filter specific events by checking or unchecking categories on the left side. You can save that view as your default or reset it at any time.

You have: **2 Form(s) to Review** ✕

Today Day Week Month Range < Jul 29 – Aug 4, 2018 > Grid Print RSS

Sunday, July 29, 2018

Francis	Assigned: Thu, Jun 14 Due: Wed, Aug 08	Exercise 8-The Respiratory System Medical Terminology - 1
Francis	Assigned: Thu, Jun 14 Due: Wed, Aug 08	Exercise 9-The Blood System Medical Terminology - 1
Francis	Assigned: Tue, Jun 19 Due: Mon, Jul 30	Test 3 Medical Terminology - 1
Francis	Assigned: Fri, Jun 29 Due: Wed, Aug 08	Exercise 10: The Endocrine System Medical Terminology - 1

You can change the view from Grid to List, send an RSS feed to Outlook or an RSS Reader of your choice or Print the Calendar view by selecting the choice on the upper right hand of the calendar.

I hope you find MyPad to be a useful tool to help track your child's progress and stay in touch with school communications and events. If you have further questions or need assistance, please email the MyPad support team at mypadhelp@paduafranciscan.net.